

# Monthly Preliminary Report

## MPR



Kjell Inge Malde, Director/Editor  
Böreholen 20, N-4085 Hundvaag NORWAY

Web: <http://www.cv-helios.net>  
Email: [cvhelios@gmail.com](mailto:cvhelios@gmail.com)

Volume 38 Number 1

MPR 438

January 2018

ISSN 2535-3780

### CV-Helios Network

Monthly Preliminary Report for January 2018

Solar Cycle 24: Month no. 111

Report id.: cv1801.xls - CV-report no.: 438

Memno.	Name	Country	CV	Obs	K	Obs. Tot.
CV-001	MALDE, KJELL INGE	NORWAY	1,1	16	0,628	7922
CV-010	DUBOIS, FRANKY	BELGIUM	4,8	20	2,678	★ 8012
CV-019	JUNKER, ELMAR	GERMANY	0,2	5	0,112	3200
CV-020	HOLL, MANFRED	GERMANY	3,8	9	2,108	4927
CV-021	BARNES, HOWARD	NEW ZEALAND	1,8	6	1,023	3988
CV-022	VIERTEL, ANDREAS	GERMANY	0,0	4	0,000	5216
CV-023	BRETSCHNEIDER, HART	GERMANY	0,3	7	0,159	4532
CV-038	MORALES, GERMAN	BOLIVIA	2,9	23	1,601	6410
CV-040	BATTAIOLA, ROBERTO	ITALY	4,8	4	2,650	1685
CV-044	SCHRÖDER, GERD	GERMANY	0,3	13	0,172	3919
CV-068	THIMM, SVEN OVE	DENMARK	1,3	4	0,697	3433
CV-077	JOHNSTON, ANDREW	UNITED KINGDOM	0,8	12	0,465	2540
CV-080	JANSENS, JAN	BELGIUM	0,5	2	0,279	915
CV-082	URBANSKI, PIOTR	POLAND	1,2	13	0,687	4196
CV-086	TOS-POLAND	POLAND	1,8	31	1,008	6657
CV-091	DALEK, GRZEGORZ	POLAND	0,7	12	0,372	3599
CV-105	RYBACK, ALEXEY	RUSSIA	1,8	10	1,004	2674
CV-107	LEVENTHAL, MONTY	AUSTRALIA	1,2	17	0,689	3785
CV-122	FEIK, VLASTISLAV	CZECH REPUBLIC	0,3	12	0,186	1986
CV-135	ARAUJO, GEMA	SPAIN	2,7	30	1,525	5475
CV-139	ALONSO, JAVIER	SPAIN	1,5	17	0,821	2926
CV-151	CARELS, JEFFREY	BELGIUM	1,8	8	0,976	2066
CV-171	MALUF, WALTER JOSE	BRAZIL	1,5	13	0,815	★ 1640
CV-181	DERDZIKOWSKI, ADAM	POLAND	0,0	1	0,000	751
CV-202	ZAMORA, JORDI	SPAIN	1,2	19	0,646	433
<b>Totals</b>	<b>Observers</b>	<b>Days</b>	<b>CV</b>	<b>No</b>	<b>K</b>	
	<b>25</b>	<b>31</b>	<b>1,53</b>	<b>308</b>	<b>0,852</b>	

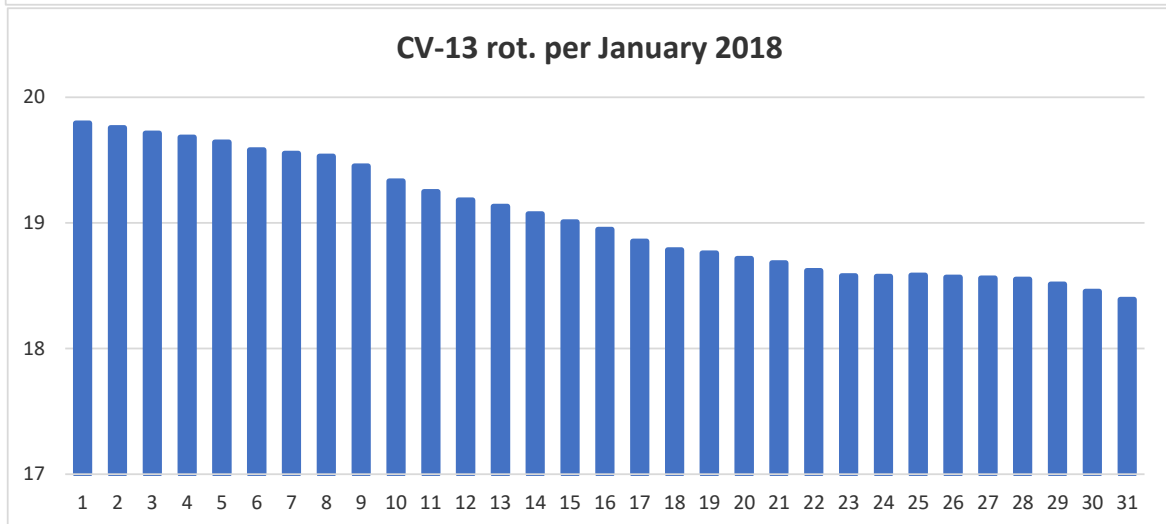
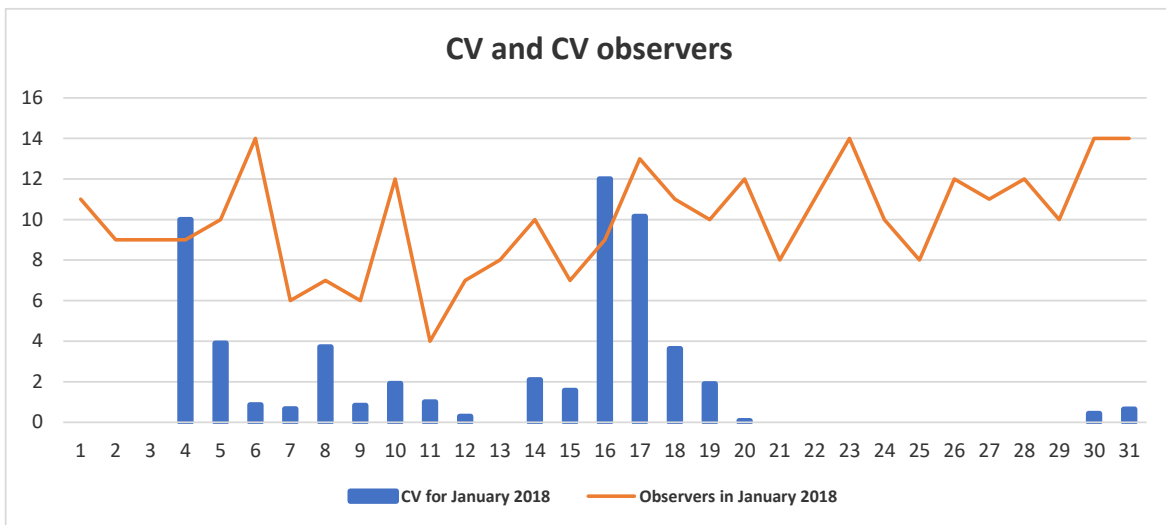
Note: ★

Observations from CV-010: Added 955 observations, from Feb 1987, March 1989 and 1990-1994, 54 entries.

Observations from CV-171: Added 53 observations from September to December 2017, 4 entries.

**Results**

Date	CV	Obsrvrs	USAF	std.dev.	CV-6 rot.	CV-13 rot.
1	0,00	11			20,82	19,79
2	0,00	9			20,88	19,76
3	0,00	9			20,97	19,71
4	10,00	9	4,18	4,12	21,05	19,68
5	3,90	10	0,96	2,08	21,09	19,64
6	0,86	14			21,09	19,58
7	0,67	6			21,15	19,55
8	3,71	7	0,88	2,00	21,25	19,53
9	0,83	6			21,37	19,45
10	1,92	12	0,23	1,20	21,38	19,33
11	1,00	4	0,00	0,71	21,49	19,25
12	0,29	7			21,51	19,18
13	0,00	8			21,45	19,13
14	2,10	10	0,28	1,29	21,42	19,07
15	1,57	7	0,13	1,02	21,39	19,01
16	12,00	9	5,41	4,66	21,41	18,95
17	10,15	13	4,27	4,16	21,40	18,85
18	3,64	11	0,85	1,97	21,38	18,78
19	1,90	10	0,22	1,19	21,36	18,76
20	0,08	12			21,29	18,72
21	0,00	8			21,27	18,68
22	0,00	11			21,23	18,62
23	0,00	14			21,16	18,58
24	0,00	10			21,15	18,57
25	0,00	8			21,19	18,58
26	0,00	12			21,14	18,57
27	0,00	11			20,98	18,56
28	0,00	12			20,80	18,55
29	0,00	10			20,60	18,51
30	0,43	14			20,32	18,45
31	0,64	14			19,90	18,39
<b>Totals/ Avrgs</b>	<b>1,80</b>	<b>9,9</b>	<b>1,58</b>	<b>2,22</b>	<b>18,52</b>	<b>17,84</b>



Volume 38 Number 1

MPR 438

January 2018

ISSN 2535-3780

**Solar Region Summary for January 2018**Reg.-First day-Last day-Lat.-Lon.-Rot.-Area-Lgth.-CVtot.-class14d

2693-05.01.18-08.01.18-N18-333-2199-20-3-2,0-CRO-AXX-AXX-AXX

2694-09.01.18-11.01.18-S32-244-2199-10-3-1,3-BXO-AXX-AXX

2695-12.01.18-12.01.18-S08-260-2199-10-2-2,0-BXO

2696-16.01.18-20.01.18-S11-123-2199-20-2-2,4-BXO-CRO-BXO-BXO-AXX

2697-31.01.18-01.02.18-S10-263-2200-10-3-1,5-BXO-AXX

-----  
-----  
-----  
-----  
-----**:Product: Weekly Highlights and Forecasts**

:Issued: 2018 Feb 12 0146 UTC

# Prepared by the US Dept. of Commerce, NOAA, Space Weather Prediction Center

# Product description and SWPC contact on the Web

# <http://www.swpc.noaa.gov/weekly.html>

#

# Weekly Highlights and Forecasts

#

Highlights of Solar and Geomagnetic Activity

05 - 11 February 2018

Solar activity was at very low levels on 05, 08-09 and 11 Feb while low levels were observed on 06-07 and 10 Feb. All of the period's activity originated from Region 2699 (S07, L=165, class/area Dai/240 on 10 Feb). The largest observed event was a C8 flare observed at 07/1347 UTC. No Earth-directed CME activity was detected during the period.

No proton events were observed at geosynchronous orbit.


The greater than 2 MeV electron flux at geosynchronous orbit was at normal levels the entire period.

Geomagnetic field activity was at predominately quiet levels under a nominal solar wind regime. Isolated unsettled intervals were observed on 05, 09 and 10 Feb.

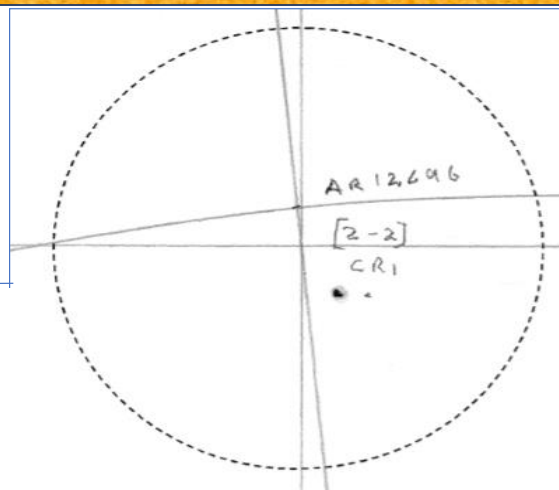
Forecast of Solar and Geomagnetic Activity

12 February - 10 March 2018

Image Reports



Region 2696 (11S 123 Rot 2199) here on Jan 17, was the largest region of January, though only 30 mvh. At a mere class CRO it lasted only 5 days, from 16 Jan to 20 Jan.



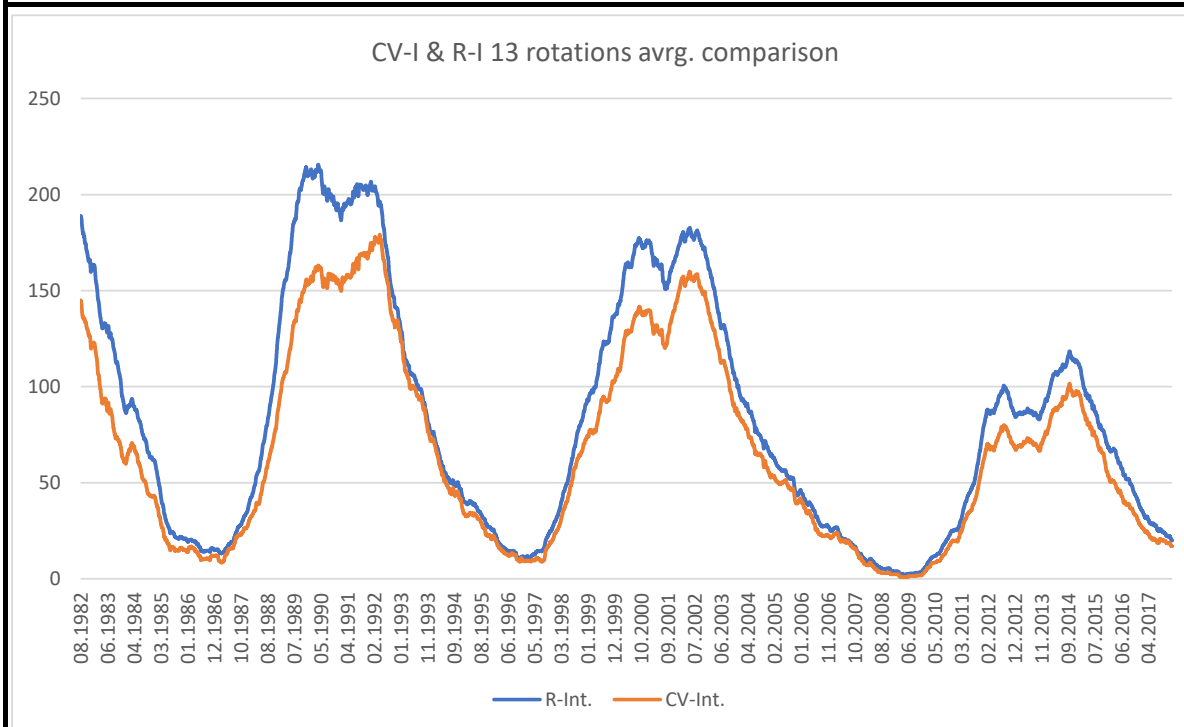
To the right, CV-107 Monty Leventhal OAM's drawing from the very same day.

We will of course bring photos of Region 2699 of February, next issue

**NEW SOLAR OBSERVER**

**Welcome to CV-205 TOM MANGELSDORF from Alaska, US enrolled Jan 2, 2018**

**MINIMUM Cycle 24/25** is expected to occur at the very end of 2019/start 2020. Predicted extreme early April/May 2019, but most likely min. is March 2020.



Next month: Number of spotless days 1981-2018

### Want Solar Coordinates?

Daily list of Solar Ephemeris for 2018 available at:

<http://www.cv-helios.net/helio2018/>

Here you can see Today's Po, Bo, Lo, Rotation no., RA and Dec. for the year 2017.

Comes with tilted Stoneyhurst-chart to use for observations!

For your convenience and security, use the mif2002,

<http://www.cv-helios.net/mif2002.xls>

the Monthly Input Form, which you can use for all of your next reportings!

Note! A new .php script is going to be launched this year,

instead of the old, outdated and unsecure .cgi that has been used for about 17 years.

### CV-Helios Network: Monitor MPR progress as entries are made!

In order for the observers to monitor that their submissions

have been registered at CV-Helios Network, a new feature has been made in March 2014:

Just enter the following link in your internet browser and you will see a page containing today's date and a further link into an excel sheet that is created automatically for every Entry made to the CV-Helios Network database and also one copy for every day of the year.

The preliminary MPR visible will remain visible for the entire calendar month.

The data are available fresh from about 10:00 UTC until local midnight.

Another feature made gives you daily information for the last 6 rotations for:

Date, USAF-CV, USAF-CV6rot, FluxAdj, FluxAdj6rot, FluxObs, FluxObs6rot, SunspotArea,

SunspotArea6rot, PIndex6rot, Lat. N/S hem.6rot, SolarWind, SolarWind6rot.

Use this link to see also this feature.

<http://cv-helios.net/helios/cv/web/mprpost.html>

<http://www.cv-helios.net/cgi/data/datlist.txt>

Daily Report issued 10:00 UTC

for checking of Entries Summary

**IMPORTANT NOTICE!**

2017 Sep 07

Due to cases of spamming and our host does not appreciate us using cgi-scripts during submission of observer forms, the scripts have been altered. Observers will not notice the changes made, but they should now be much safer when we now go over to php-scripts. Good Luck!

Please go to: <http://www.cv-helios.net/observations/index.html>

<http://www.cv-helios.net/observations/index.html>

login

**solaris**

password

**cvheliosobs**

We now use php-scripts that are safer!

Submission before 15th of proceeding month 18:00 UTC.

MPR issue 15th of month 2000 UTC. Good luck CV-observing!



**CV-Helios Network  
- over 36 years in solar amateur astronomy service!**

There are now 10120 entries registered  
containing 160673 CV-observations!

**This MPR issued 15th February 2018**



**CV-Helios Network**

Director/Coordinator: Kjell Inge Malde

Phone: +47 98 69 28 56

cvhelios@gmail.com

www.cv-helios.net

Worldwide Amateur Solar Observing Network  
Magnetic Sunspot Classifications Zürich/McIntosh system  
CV - Classification Values (Malde/1981) - numeric system  
Serving Amateur Solar Astronomy since 1981

Editorial close: 15.02.2018 19:44 UTC