

Annual Final Report

AFR

Kjell Inge Malde, Director/Editor
Børeholen 20, N-4085 Hundvaag NORWAY



Web: <http://www.cv-helios.net>
Email: cvhelios@gmail.com

Year number 25

AFR for the year 2005

ISSN 2535-3799

2005

CV-Helios Network Annual Final Report for 2005

In the year 2005, Solar Cycle no. 23

The Average CV was: 41,4 and the Average 6-rot. Smoothed CV was: 44,3

The Average CV-USAF was: 31,8

giving an Estimated STDEV of: 8,2

CV-Helios Network observed on 365 days

CV-Helios Network had a total of 6768 observations in 2005

CV-Helios Network have received 418 observation entries in the year 2005

CV-Helios Network's observers had an average of 15,5 observations per day

This Annual Final Report contain results from 47 CV-observers

A sincere thanks to all observers for their fine contributions in the passed year.

CV-Helios Network 01. April 2006



Kjell Inge Malde
Director

CV-Helios Network Annual Final Report for 2005

Collated results CV for the year 2005												
CV	Jan	Feb	Mar	Apr	May	Jun	Jul	Aug	Sep	Oct	Nov	Dec
1	34,91	21,00	0,24	10,50	66,61	53,43	105,29	76,78	10,82	4,13	13,85	53,62
2	39,07	20,28	4,69	20,28	75,56	45,44	139,33	73,41	11,75	5,84	9,86	76,92
3	20,92	8,47	1,88	30,04	88,50	43,83	153,65	62,22	10,74	3,32	3,08	67,23
4	16,33	15,00	7,00	35,15	74,41	69,12	145,64	52,59	9,22	15,89	2,17	63,00
5	11,22	16,18	9,94	40,32	71,05	124,65	158,11	54,82	7,39	25,35	9,42	56,90
6	11,92	29,61	14,59	38,57	70,62	128,05	149,50	55,09	5,63	19,70	15,67	37,18
7	5,63	36,16	19,54	28,50	53,12	118,95	125,12	50,46	8,61	13,60	14,14	23,15
8	17,36	54,32	32,33	21,58	65,50	113,90	116,41	65,30	50,65	12,62	5,62	26,85
9	25,05	56,32	62,54	38,22	84,60	126,96	108,94	53,33	54,53	4,04	1,07	30,85
10	30,68	77,50	57,47	31,48	114,46	106,05	73,94	26,26	59,35	2,94	0,00	38,83
11	40,75	83,83	64,85	14,91	130,57	89,67	68,47	30,78	58,21	2,82	0,11	49,88
12	65,56	92,17	72,94	34,70	140,96	83,70	65,25	20,82	55,07	2,27	7,62	46,87
13	77,43	80,58	76,56	37,95	130,60	70,33	63,29	22,24	57,05	0,40	34,64	48,43
14	73,53	75,47	76,56	41,70	91,14	60,86	32,72	29,24	53,61	8,41	46,36	64,70
15	83,40	80,54	70,80	31,87	70,48	79,44	30,05	31,32	53,59	7,43	48,40	58,00
16	82,59	72,60	63,95	31,43	59,89	72,04	22,35	26,00	53,41	7,43	50,81	41,75
17	90,13	81,00	55,31	24,50	52,15	58,29	3,87	20,08	55,42	8,52	47,00	37,56
18	89,77	55,33	59,50	21,57	36,00	47,70	3,86	22,58	61,85	7,14	48,75	42,50
19	96,80	51,58	46,41	18,42	28,07	47,79	1,80	45,33	54,79	6,41	51,50	59,57
20	82,00	50,91	52,00	17,24	12,92	40,43	2,90	66,21	29,21	4,47	62,38	61,08
21	93,31	50,62	44,81	12,22	7,68	41,05	4,00	69,20	25,57	2,40	60,25	46,43
22	44,00	55,23	31,81	10,71	25,33	28,11	3,47	69,74	25,86	0,47	67,20	45,00
23	25,19	10,33	28,57	11,18	27,57	5,35	12,84	75,33	30,36	0,10	54,86	51,29
24	32,67	8,00	45,08	4,75	26,04	0,78	18,50	59,35	31,50	0,12	50,33	66,50
25	35,50	3,07	37,47	31,63	34,39	0,78	16,95	56,61	29,38	0,26	16,13	54,61
26	28,69	1,13	23,94	37,60	36,60	0,28	22,26	44,96	30,15	0,06	13,67	59,40
27	24,17	0,42	17,13	42,08	39,28	5,25	15,30	47,71	25,86	0,00	11,21	51,08
28	26,88	0,10	8,38	56,78	37,13	10,00	33,50	44,88	21,80	0,13	13,08	46,82
29	19,53		2,87	58,47	37,96	25,40	56,86	43,41	15,79	0,82	13,83	61,75
30	25,67		1,17	58,83	41,63	67,43	70,50	36,15	4,13	7,29	31,27	48,09
31	37,69		6,28		45,04		79,83	21,81		16,56		36,00
41,53	44,79	42,42	35,37	29,77	60,51	58,84	61,44	46,90	33,38	6,16	26,81	50,06

CV-Helios Network Annual Final Report for 2005

Collated results Observers for the year 2005												
Obsrvrs.	Jan	Feb	Mar	Apr	May	Jun	Jul	Aug	Sep	Oct	Nov	Dec
1	11	19	17	26	28	23	17	23	17	16	13	13
2	15	18	16	29	25	18	21	22	16	19	14	13
3	12	15	17	27	20	23	20	23	19	19	12	13
4	12	17	18	20	17	17	22	27	23	19	12	12
5	9	22	18	22	21	20	18	22	23	20	12	10
6	13	23	17	23	21	22	18	22	19	20	15	11
7	8	25	13	18	25	19	17	24	18	20	14	13
8	22	25	15	19	24	20	17	20	20	21	13	13
9	20	19	13	18	25	25	16	21	17	24	15	13
10	19	16	15	23	24	19	17	19	23	18	11	12
11	12	12	13	23	21	18	19	18	19	17	9	17
12	16	12	17	27	27	20	20	22	14	22	13	15
13	21	19	18	20	25	21	21	21	20	20	14	7
14	19	15	16	23	22	22	25	21	18	17	11	10
15	25	13	20	23	21	16	21	19	17	23	10	7
16	27	10	21	23	19	23	20	17	17	23	16	8
17	16	10	16	18	20	14	30	25	24	23	15	18
18	22	12	16	21	19	23	22	26	20	22	12	16
19	15	12	22	19	27	24	20	21	19	17	16	14
20	5	11	22	17	25	23	20	14	24	17	13	12
21	13	13	21	27	19	20	18	20	23	15	12	7
22	16	13	21	31	24	18	19	23	22	19	10	10
23	26	18	14	28	21	26	19	15	22	20	7	7
24	21	18	24	24	27	23	20	23	20	17	9	12
25	18	15	15	16	28	18	20	18	21	19	8	18
26	13	16	18	25	25	25	19	26	20	18	12	15
27	12	26	15	25	25	24	23	21	14	18	14	12
28	16	21	21	27	30	21	24	25	15	15	12	11
29	15		23	19	25	20	22	27	19	17	12	16
30	15		18	29	16	23	24	26	15	21	11	11
31	13		25		27		12	21		18		12
18,54	16,03	16,61	17,90	23,00	23,32	20,93	20,03	21,68	19,27	19,16	12,23	12,19

CV-Helios Network Annual Final Report for 2005

Collated results CV-USAF for the year 2005												
USAF-CV	Jan	Feb	Mar	Apr	May	Jun	Jul	Aug	Sep	Oct	Nov	Dec
1	22,49	11,60		4,48	50,73	38,56	88,93	60,45	4,68	1,06	6,60	38,72
2	25,97	11,07	1,31	11,07	59,27	31,46	124,76	57,20	5,25	1,87	4,09	60,59
3	11,54	3,28	0,22	18,54	71,96	30,05	140,31	46,61	4,62	0,72	0,63	51,31
4	8,27	7,37	2,47	22,69	58,16	53,10	131,58	37,80	3,71	7,97	0,30	47,34
5	4,92	8,17	4,14	27,03	54,94	109,10	145,20	39,81	2,68	14,86	3,83	41,71
6	5,36	18,19	7,09	25,55	54,53	112,69	135,78	40,06	1,77	10,65	7,82	24,38
7	1,76	23,53	10,53	17,32	38,27	103,10	109,59	35,89	3,36	6,44	6,80	13,20
8	8,99	39,36	20,39	12,02	49,68	97,83	100,44	49,50	36,06	5,80	1,76	16,02
9	14,63	41,17	46,91	25,26	68,10	111,54	92,68	38,47	39,55	1,02	0,01	19,18
10	19,05	61,15	42,23	19,69	98,41	89,71	57,71	15,57	43,95	0,58		25,77
11	27,40	67,34	49,07	7,31	115,38	73,12	52,49	19,13	42,91	0,53		35,37
12	49,74	75,62	56,75	22,33	126,52	67,21	49,45	11,46	40,04	0,34	2,80	32,70
13	61,08	64,15	60,23	25,03	115,41	54,26	47,61	12,51	41,84		22,28	34,08
14	57,31	59,18	60,24	28,21	74,59	45,36	20,70	17,90	38,72	3,25	32,26	48,93
15	66,92	64,11	54,70	20,01	54,39	63,03	18,54	19,56	38,70	2,71	34,06	42,71
16	66,12	56,42	48,23	19,66	44,46	55,89	12,59	15,36	38,54	2,71	36,20	28,26
17	73,58	64,56	40,26	14,21	37,40	42,98	0,95	10,93	40,35	3,31	32,82	24,70
18	73,23	40,28	44,10	12,02	23,40	33,43	0,95	12,76	46,27	2,54	34,37	28,90
19	80,28	36,89	32,30	9,73	16,98	33,52	0,19	31,36	39,78	2,16	36,82	44,16
20	65,54	36,29	37,27	8,90	6,00	27,13	0,56	50,36	17,88	1,21	46,77	45,56
21	76,76	36,03	30,90	5,55	2,84	27,66	1,01	53,18	15,03	0,38	44,79	32,32
22	30,20	40,19	19,96	4,61	14,85	17,01	0,78	53,69	15,26		51,28	31,07
23	14,74	4,38	17,37	4,89	16,59	1,63	5,95	59,05	18,80		39,85	36,63
24	20,66	3,02	31,14	1,34	15,39		9,79	43,95	19,71		35,77	50,62
25	22,98	0,62	24,62	19,81	22,07		8,70	41,44	18,01		8,13	39,62
26	17,47	0,02	13,79	24,74	23,90		12,53	31,04	18,63		6,48	44,00
27	13,96		8,83	28,54	26,15	1,58	7,57	33,45	15,25		4,92	36,44
28	16,04		3,23	41,60	24,34	4,18	21,34	30,96	12,19		6,10	32,66
29	10,53		0,55	43,15	25,04	14,90	41,67	29,69	7,90		6,59	46,18
30	15,11		0,03	43,48	28,15	51,51	54,42	23,53	1,06	2,62	19,53	33,78
31	24,81		2,09		31,10		63,42	12,19		8,43		23,40
31,80	32,50	33,62	25,70	18,96	46,74	51,54	50,26	33,38	22,42	3,69	19,06	35,82

CV-Helios Network Annual Final Report for 2005

Collated results STDEV for the year 2005												
std. Dev.	Jan	Feb	Mar	Apr	May	Jun	Jul	Aug	Sep	Oct	Nov	Dec
1	8,78	6,65		4,26	11,23	10,52	11,57	11,55	4,35	2,17	5,12	10,53
2	9,26	6,51	2,39	6,51	11,52	9,89	10,30	11,46	4,60	2,81	4,08	11,55
3	6,63	3,67	1,18	8,13	11,70	9,74	9,43	11,03	4,32	1,83	1,73	11,25
4	5,70	5,40	3,20	8,81	11,49	11,33	9,94	10,46	3,89	5,60	1,32	11,07
5	4,46	5,66	4,10	9,39	11,39	11,00	9,13	10,61	3,33	7,41	3,95	10,74
6	4,64	8,07	5,30	9,20	11,38	10,86	9,70	10,63	2,73	6,40	5,55	9,05
7	2,73	8,93	6,37	7,91	10,50	11,21	10,98	10,30	3,71	5,06	5,20	7,04
8	5,92	10,58	8,45	6,76	11,18	11,37	11,29	11,18	10,32	4,82	2,73	7,65
9	7,37	10,71	11,05	9,17	11,67	10,90	11,49	10,51	10,59	2,13	0,75	8,25
10	8,22	11,56	10,78	8,33	11,35	11,55	11,48	7,56	10,88	1,67		9,23
11	9,44	11,66	11,16	5,38	10,74	11,70	11,30	8,24	10,82	1,62		10,26
12	11,19	11,70	11,45	8,75	10,21	11,66	11,17	6,62	10,63	1,37	3,40	10,01
13	11,56	11,62	11,54	9,14	10,74	11,37	11,09	6,88	10,75		8,75	10,14
14	11,46	11,52	11,54	9,53	11,70	10,97	8,50	8,02	10,53	3,65	9,97	11,15
15	11,66	11,62	11,38	8,39	11,37	11,60	8,13	8,31	10,53	3,34	10,14	10,81
16	11,65	11,44	11,12	8,33	10,91	11,42	6,90	7,52	10,52	3,34	10,33	9,54
17	11,70	11,62	10,64	7,27	10,43	10,82	2,06	6,47	10,65	3,68	10,03	9,09
18	11,70	10,65	10,89	6,76	8,91	10,08	2,06	6,94	11,02	3,25	10,17	9,61
19	11,68	10,39	9,98	6,14	7,84	10,09	1,14	9,88	10,61	3,01	10,38	10,90
20	11,64	10,34	10,42	5,89	4,90	9,41	1,65	11,21	8,01	2,30	11,04	10,98
21	11,70	10,32	9,83	4,72	3,42	9,47	2,12	11,33	7,45	1,43	10,93	9,98
22	9,76	10,64	8,38	4,32	7,41	7,85	1,90	11,35	7,50		11,25	9,85
23	7,39	4,21	7,92	4,44	7,77	2,63	4,88	11,51	8,18		10,61	10,37
24	8,49	3,52	9,86	2,41	7,53		6,16	10,88	8,34		10,29	11,23
25	8,85	1,73	9,08	8,35	8,71		5,83	10,73	8,04		5,65	10,60
26	7,94	0,78	7,18	9,10	8,98		6,88	9,85	8,15		5,08	10,89
27	7,22		5,87	9,57	9,28	2,60	5,47	10,09	7,50		4,45	10,35
28	7,66		3,64	10,74	9,04	4,12	8,60	9,84	6,80		4,94	10,01
29	6,37		1,64	10,84	9,14	7,42	10,74	9,70	5,58		5,12	11,01
30	7,47		0,80	10,86	9,53	11,26	11,37	8,93	2,17	3,30	8,31	10,12
31	9,11		2,96		9,85		11,61	6,80		5,75		8,91
8,25	8,69	8,52	7,67	7,65	9,74	9,73	7,90	9,56	7,75	3,45	6,83	10,07

CV-Helios Network Annual Final Report for 2005

Collated results CV 6 rot. averages for the year 2005												
CV-6 rot.	Jan	Feb	Mar	Apr	May	Jun	Jul	Aug	Sep	Oct	Nov	Dec
1	52,47	46,56	44,47	46,18	35,30	41,47	45,71	47,83	49,43	50,79	40,74	34,10
2	52,10	46,05	44,20	45,89	35,56	41,64	45,97	47,96	49,31	50,75	40,64	34,32
3	51,73	45,56	43,87	45,51	35,93	41,75	46,40	48,03	49,20	50,70	40,49	34,56
4	51,36	45,12	43,60	45,15	36,23	42,07	46,72	48,04	48,98	50,73	40,35	34,91
5	50,99	44,79	43,43	44,80	36,51	42,61	47,42	48,04	48,79	50,86	40,19	35,26
6	50,54	44,79	43,26	44,28	36,75	43,22	48,18	48,31	48,68	50,79	40,07	35,48
7	50,05	44,83	43,20	43,68	36,83	43,84	48,74	48,57	48,63	50,64	39,91	35,62
8	49,69	45,01	43,18	43,07	37,02	44,45	49,23	48,95	48,89	50,46	39,72	35,75
9	49,47	45,26	43,34	42,53	37,30	45,12	49,72	49,27	49,20	50,14	39,50	35,88
10	49,42	45,62	43,51	41,91	37,70	45,59	50,03	49,42	49,56	49,80	39,24	35,96
11	49,42	46,08	43,83	41,31	38,18	45,96	50,28	49,61	49,88	49,46	38,97	35,85
12	49,54	46,50	44,16	40,73	38,74	46,23	50,56	49,74	50,15	49,07	38,69	35,49
13	49,71	46,83	44,48	40,08	39,21	46,44	50,79	49,84	50,37	48,61	38,62	34,94
14	49,84	47,04	44,83	39,61	39,50	46,60	50,76	50,01	50,51	48,12	38,64	34,40
15	50,15	47,25	45,13	39,04	39,65	46,84	50,81	50,16	50,63	47,71	38,51	33,86
16	50,45	47,39	45,36	38,42	39,77	47,15	50,82	50,26	50,71	47,32	38,06	33,15
17	50,69	47,54	45,55	37,88	39,84	47,41	50,80	50,29	50,81	46,94	37,57	32,47
18	50,86	47,48	45,80	37,32	39,90	47,63	50,73	50,31	51,01	46,66	37,14	31,97
19	51,08	47,32	45,97	36,81	39,94	47,85	50,64	50,39	51,22	46,30	36,76	31,62
20	51,07	47,02	46,20	36,31	39,94	48,06	50,48	50,41	51,16	45,81	36,37	31,33
21	51,13	46,65	46,36	35,90	39,93	48,21	50,28	50,48	51,12	45,13	36,09	31,16
22	50,92	46,55	46,55	35,53	40,06	48,23	49,97	50,51	51,19	44,34	35,95	31,02
23	50,51	46,25	46,72	35,33	40,19	48,07	49,71	50,53	51,17	43,48	35,77	30,93
24	50,02	45,96	46,99	35,04	40,23	47,83	49,35	50,42	51,13	42,68	35,65	30,95
25	49,55	45,78	47,14	35,02	40,36	47,43	48,94	50,30	51,05	42,13	35,38	31,09
26	49,09	45,46	47,15	35,01	40,49	46,96	48,51	50,14	51,04	41,70	34,98	31,26
27	48,60	45,12	47,12	34,99	40,65	46,55	48,11	50,04	51,01	41,33	34,61	31,44
28	48,15	44,78	47,03	35,05	40,84	46,10	47,86	49,98	50,99	41,02	34,33	31,70
29	47,79		46,93	35,11	41,02	45,75	47,71	49,88	50,95	40,80	34,12	32,06
30	47,47		46,70	35,13	41,08	45,61	47,70	49,82	50,87	40,68	34,02	32,34
31	47,10		46,42		41,24		47,69	49,64		40,70		32,54
44,32	50,03	46,09	45,24	39,42	38,90	45,76	49,05	49,59	50,25	46,63	37,70	33,34

CV-Helios Network Annual Final Report for 2005

NOAA Regions year 2005							128 regions					
Reg.	Date	Lat.	Long.	Rot.	Class		Reg.	Date	Lat.	Long.	Rot.	Class
1	0717	01.01.05	07	69	2024	CAO	271					
2	0718	08.01.05	-09	204	2025	HAX	272					
3	0719	09.01.05	-09	187	2025	HAX	273					
4	0720	11.01.05	09	177	2025	BXO	274					
5	0721	17.01.05	-03	149	2025	CSO	275					
6	0722	17.01.05	19	159	2025	AXX	276					
7	0723	18.01.05	06	73	2025	HAX	277					
8	0724	19.01.05	-12	143	2025	CSO	278					
9	0725	22.01.05	-04	132	2025	DSI	279					
10	0726	22.01.05	-02	69	2025	CSO	280					
11	0727	25.01.05	-09	19	2025	DAI	281					
12	0728	26.01.05	-14	338	2026	HSX	282					
13	0729	01.02.05	-10	306	2026	DSI	283					
14	0730	05.02.05	-20	200	2026	HSX	284					
15	0731	07.02.05	-02	219	2026	DSO	285					
16	0732	07.02.05	09	176	2026	DAO	286					
17	0733	08.02.05	-09	155	2026	HAX	287					
18	0734	10.02.05	-04	136	2026	HAX	288					
19	0735	11.02.05	-08	120	2026	HSX	289					
20	0736	21.02.05	13	112	2026	DAO	290					
21	0737	24.02.05	-07	53	2026	DSI	291					
22	0738	24.02.05	-10	12	2026	BXO	292					
23	0739	27.02.05	-04	291	2027	BXO	293					
24	0740	03.03.05	-07	314	2027	HSX	294					
25	0741	05.03.05	12	194	2027	CAO	295					
26	0742	08.03.05	-05	157	2027	HAX	296					
27	0743	10.03.05	-09	122	2027	HKX	297					
28	0744	21.03.05	-12	53	2027	DSO	298					
29	0745	22.03.05	12	346	2028	BXO	299					
30	0746	24.03.05	-11	07	2027	CAO	300					
31	0747	01.04.05	-07	245	2028	HSX	301					
32	0748	01.04.05	09	209	2028	HSX	302					
33	0749	04.04.05	-06	165	2028	HSX	303					
34	0750	06.04.05	-08	118	2028	HAX	304					
35	0751	09.04.05	-08	221	2028	HSX	305					
36	0752	13.04.05	00	33	2028	DSO	306					
37	0753	14.04.05	12	102	2028	CSO	307					
38	0754	15.04.05	-08	32	2028	DAI	308					
39	0755	18.04.05	-11	327	2029	HAX	309					
40	0756	26.04.05	-06	230	2029	CKO	310					
41	0757	29.04.05	-05	255	2029	DAO	311					
42	0758	03.05.05	-10	132	2029	HAX	312					
43	0759	09.05.05	12	55	2029	DKO	313					
44	0760	10.05.05	-06	126	2029	ESI	314					
45	0761	10.05.05	04	51	2029	HRX	315					
46	0762	11.05.05	-08	81	2029	DRO	316					
47	0763	12.05.05	-14	16	2029	DAO	317					
48	0764	12.05.05	-07	85	2029	HRX	318					
49	0765	20.05.05	09	276	2030	HSX	319					
50	0766	22.05.05	15	239	2030	HAX	320					
51	0767	22.05.05	-07	234	2030	HAX	321					
52	0768	27.05.05	-08	296	2030	DRO	322					
53	0769	29.05.05	-07	153	2030	HSX	323					
54	0770	30.05.05	12	209	2030	CSO	324					
55	0771	31.05.05	24	229	2030	BXO	325					
56	0772	01.06.05	-18	132	2030	CAO	326					
57	0773	02.06.05	-12	93	2030	DSO	327					
58	0774	05.06.05	05	136	2030	CSO	328					
59	0775	05.06.05	12	55	2030	HSX	329					
60	0776	06.06.05	-05	45	2030	DAO	330					
61	0777	11.06.05	05	352	2031	BXO	331					
62	0778	16.06.05	07	21	2030	HSX	332					
63	0779	16.06.05	-17	335	2031	DAI	333					
64	0780	18.06.05	-07	250	2031	CSO	334					
65	0781	28.06.05	16	108	2031	HSX	335					
66	0782	30.06.05	-17	149	2031	BXO	336					
67	0783	30.06.05	-01	99	2031	CSO	337					
68	0784	30.06.05	16	88	2031	BXO	338					
69	0785	01.07.05	-18	124	2031	CAO	339					
70	0786	02.07.05	13	56	2031	CSO	340					
71	0787	02.07.05	-09	154	2031	BXO	341					
72	0788	03.07.05	-06	48	2031	HAX	342					
73	0789	05.07.05	18	17	2031	HSX	343					
74	0790	14.07.05	-10	07	2031	BXO	344					
75	0791	24.07.05	13	151	2032	DAI	345					
76	0792	29.07.05	12	57	2032	DSO	346					
77	0793	30.07.05	14	110	2032	DSO	347					
78	0794	01.08.05	-11	22	2032	HAX	348					
79	0795	01.08.05	15	18	2032	HAX	349					
80	0796	04.08.05	-07	51	2032	CSO	350					
81	0797	12.08.05	-13	254	2033	HAX	351					
82	0798	15.08.05	-05	216	2033	HRX	352					
83	0799	19.08.05	-12	272	2033	CSO	353					
84	0800	20.08.05	16	157	2033	CAO	354					
85	0801	21.08.05	06	135	2033	HSX	355					
86	0802	25.08.05	-12	123	2033	HSX	356					
87	0803	25.08.05	12	59	2033	DAO	357					
88	0804	26.08.05	11	111	2033	CSO	358					
89	0805	28.08.05	-08	24	2033	DSO	359					
90	0806	30.08.05	-17	21	2033	DAI	360					

CV-Helios Network Annual Final Report for 2005

91	0807	03.09.05	-24	88	2033	BXO	361					
92	0808	08.09.05	-12	229	2034	HSX	362					
93	0809	09.09.05	10	239	2034	HSX	363					
94	0810	18.09.05	10	102	2034	HSX	364					
95	0811	20.09.05	-10	154	2034	AXX	365					
96	0812	24.09.05	-01	28	2034	CSO	366					
97	0813	05.10.05	-06	286	2035	DSO	367					
98	0814	12.10.05	-06	235	2035	BXO	368					
99	0815	15.10.05	08	109	2035	HAX	369					
100	0816	20.10.05	-14	147	2035	BXO	370					
101	0817	24.10.05	04	45	2035	AXX	371					
102	0818	30.10.05	-08	284	2036	AXX	372					
103	0819	01.11.05	-09	293	2036	CSO	373					
104	0820	06.11.05	-16	280	2036	DAO	374					
105	0821	09.11.05	-14	233	2036	AXX	375					
106	0822	13.11.05	-04	80	2036	HSX	376					
107	0823	20.11.05	-18	106	2036	DSO	377					
108	0824	21.11.05	-13	347	2037	HAX	378					
109	0825	26.11.05	-06	339	2037	DAO	379					
110	0826	29.11.05	-02	249	2037	CRO	380					
111	0827	01.12.05	08	229	2037	DSO	381					
112	0828	02.12.05	-04	229	2037	DSO	382					
113	0829	03.12.05	11	256	2037	DSO	383					
114	0830	03.12.05	14	180	2037	HAX	384					
115	0831	05.12.05	-06	239	2037	DSO	385					
116	0832	09.12.05	-14	240	2037	DSO	386					
117	0833	10.12.05	-17	218	2037	CSO	387					
118	0834	10.12.05	-07	89	2037	HAX	388					
119	0835	10.12.05	19	88	2037	HAX	389					
120	0836	14.12.05	-10	152	2037	DSO	390					
121	0837	18.12.05	-10	38	2037	DSO	391					
122	0838	23.12.05	17	321	2038	CRO	392					
123	0839	23.12.05	19	03	2037	BXO	393					
124	0840	25.12.05	-03	262	2038	HSX	394					
125	0841	25.12.05	04	254	2038	HSX	395					
126	0842	26.12.05	-06	285	2038	HSX	396					
127	0843	27.12.05	12	235	2038	CAO	397					
128	0844	30.12.05	-15	321	2038	CAO	398					
129							399					
130							400					
131							401					
132							402					
133							403					
134							404					
135							405					
136							406					
137							407					
138							408					
139							409					
140							410					
141							411					
142							412					
143							413					
144							414					
145							415					
146							416					
147							417					
148							418					
149							419					
150							420					
151							421					
152							422					
153							423					
154							424					
155							425					
156							426					
157							427					
158							428					
159							429					
160							430					
161							431					
162							432					
163							433					
164							434					
165							435					
166							436					
167							437					
168							438					
169							439					
170							440					
171							441					
172							442					
173							443					
174							444					
175							445					
176							446					
177							447					
178							448					
179							449					
180							450					
181							451					
182							452					
183							453					

CV-Helios Network Annual Final Report for 2005

184					
185					
186					
187					
188					
189					
190					
191					
192					
193					
194					
195					
196					
197					
198					
199					
200					
201					
202					
203					
204					
205					
206					
207					
208					
209					
210					
211					
212					
213					
214					
215					
216					
217					
218					
219					
220					
221					
222					
223					
224					
225					
226					
227					
228					
229					
230					
231					
232					
233					
234					
235					
236					
237					
238					
239					
240					
241					
242					
243					
244					
245					
246					
247					
248					
249					
250					
251					
252					
253					
254					
255					
256					
257					
258					
259					
260					
261					
262					
263					
264					
265					
266					
267					
268					
269					
270					

454					
455					
456					
457					
458					
459					
460					
461					
462					
463					
464					
465					
466					
467					
468					
469					
470					
471					
472					
473					
474					
475					
476					
477					
478					
479					
480					
481					
482					
483					
484					
485					
486					
487					
488					
489					
490					
491					
492					
493					
494					
495					
496					
497					
498					
499					
500					
501					
502					
503					
504					
505					
506					
507					
508					
509					
510					
511					
512					
513					
514					
515					
516					
517					
518					
519					
520					
521					
522					
523					
524					
525					
526					
527					
528					
529					
530					
531					
532					
533					
534					
535					
536					
537					
538					
539					
540					

CV-Helios Network Annual Final Report for 2005

ZÜRICH/McINTOSH-CLASSIFICATIONS DISTRIBUTION for the year 2005

A	B	C	D	E	F	H
AXX	BXO	CRO	DRO	ERO	FRO	HRX
3,9 %	10,9 %	1,6 %	1,6 %			2,3 %
	BXI	CRI	DRI	ERI	FRI	HAX
						15,6 %
		CAO	DAO	EAO	FAO	HSX
		6,3 %	6,3 %			18,0 %
		CAI	DAI	EAI	FAI	HKX
			3,9 %			0,8 %
		CSO	DSO	ESO	FSO	HHX
		11,7 %	12,5 %			
		CSI	DSI	ESI	FSI	
			2,3 %	0,8 %		
		CKO	DAC	EAC	FAC	
		0,8 %				
		CKI	DSC	ESC	FSC	
		CHO	DKO	EKO	FKO	
			0,8 %			
		CHI	DKI	EKI	FKI	
			DHO	EHO	FHO	
			DHI	EHI	FHI	
			DKC	EKC	FKC	
			DHC	EHC	FHC	

SUNSPOT CLASS

1st letter

		128
A	5	3,9 %
B	14	10,9 %
C	26	20,3 %
D	35	27,3 %
E	1	0,8 %
F	0	0,0 %
H	47	36,7 %

MAIN SUNSPOT TYPE

2nd letter

		128
X	19	14,8 %
R	7	5,5 %
A	41	32,0 %
S	58	45,3 %
K	3	2,3 %
H	0	0,0 %

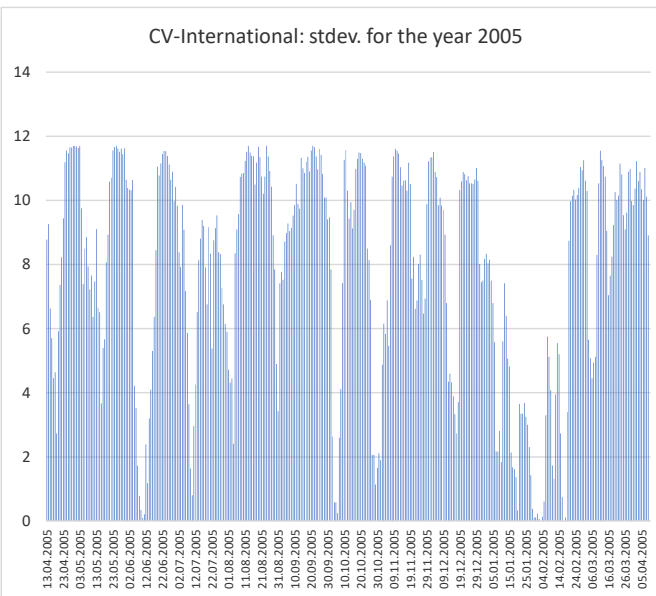
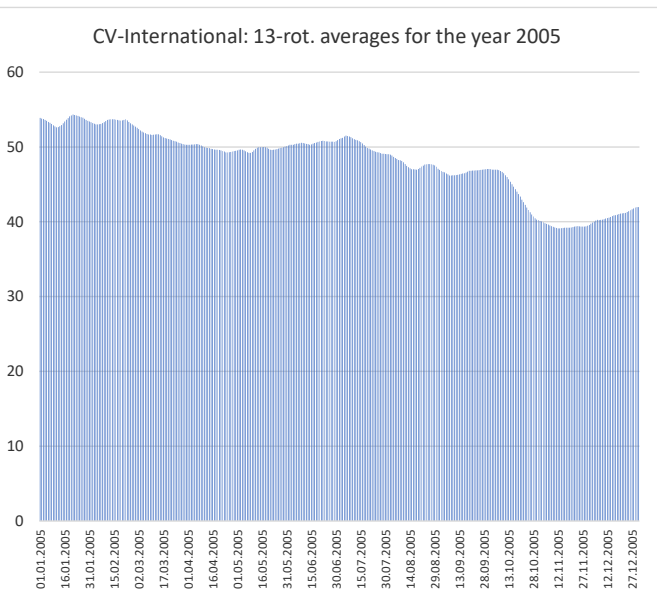
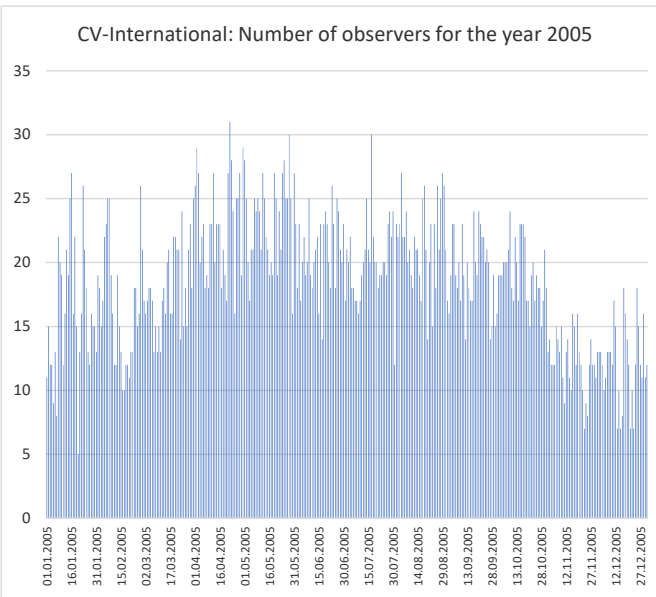
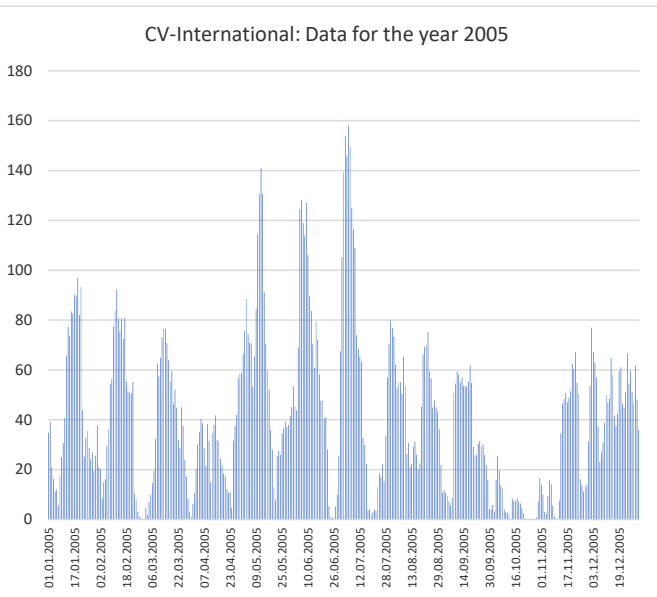
SUNSPOT DISTRIBUTION

3rd letter

		128
X	52	40,6 %
O	67	52,3 %
I	9	7,0 %
C	0	0,0 %

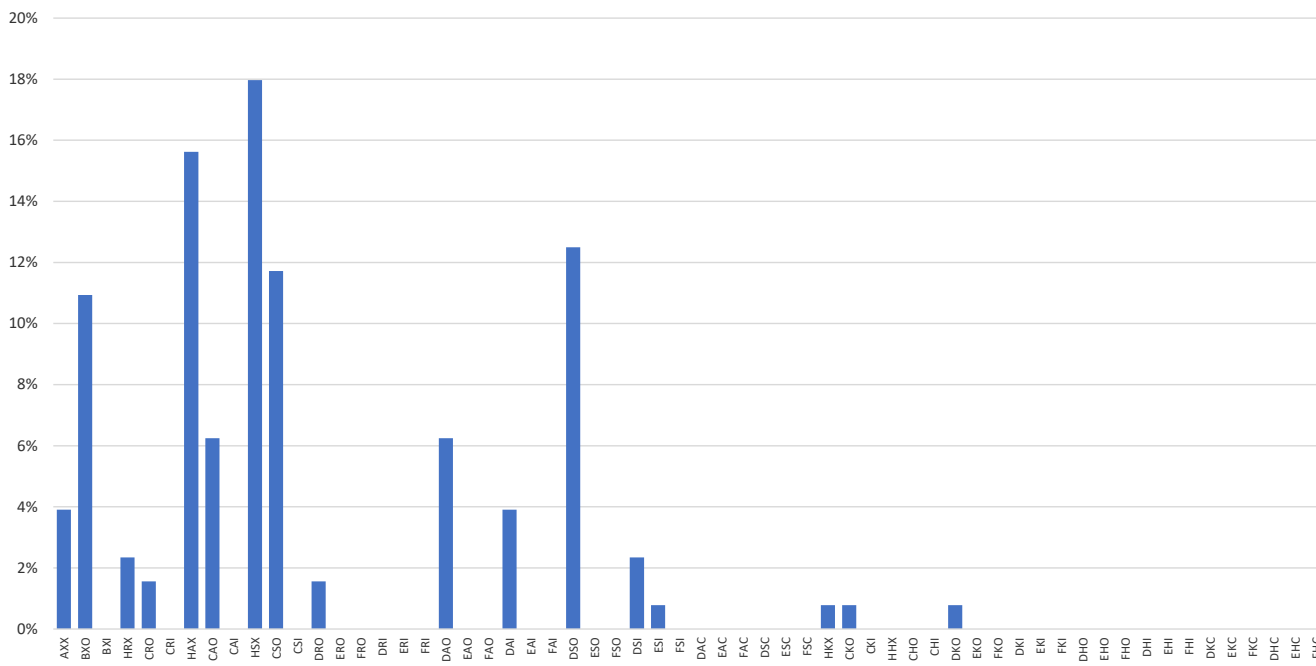
CV-Helios Network Annual Final Report for 2005

Graphics for the year 2005

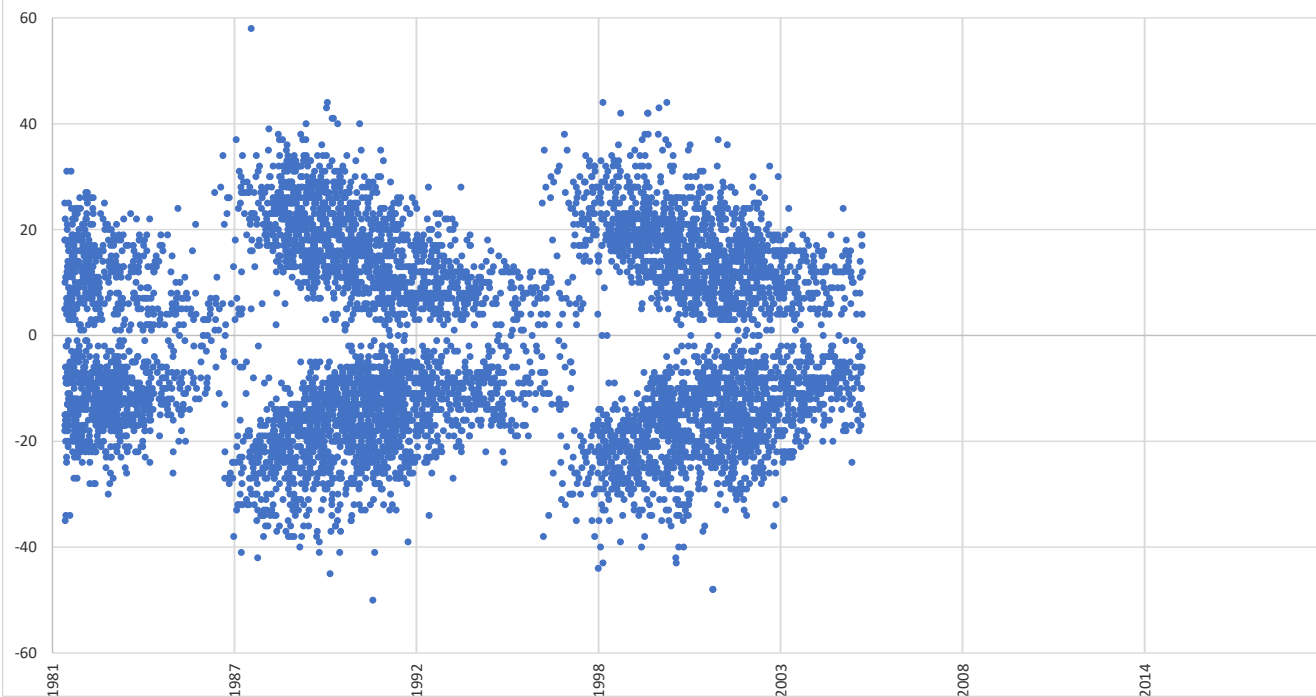


CV-Helios Network Annual Final Report for 2005

Zürich/McIntosh-classifications denoted by NOAA/USAF for the year 2005



RGO/NOAA-USAF Sunspot Regions 1981-2005



CV-Helios Network Annual Final Report for 2005

CV-Helios Network - over 24 years in solar amateur astronomy service!

There are now 5143 entries registered
containing 77774 CV-observations!

This AFR issued 1st April 2006

CV-Helios Network

Director/Coordinator: Kjell Inge Malde

Phone: +47 98 69 28 56

cvhelios@gmail.com

www.cv-helios.net

Worldwide Amateur Solar Observing Network
Magnetic Sunspot Classifications Zürich/McIntosh system
CV - Classification Values (Malde/1981) - numeric system
Serving Amateur Solar Astronomy since 1981

Last updated/Editorial close: 08.04.2018 16:59 UTC